

Scaled data based on original data using
LM-79-08 Approved Method: Electrical and Photometric Measurements of Solid-
State Lighting Products

Test Report Prepared for
Cooper Lighting Solutions
(formerly Eaton)

Brand: INVUE

Report Number: P596983

Luminaire Tested: **MSA-SA2D-835-U-5WQ**

Issue Date: 5/27/2021

Test Information

Test Method: LM-79-08
Report Number: P596983
TEST IS SCALED FROM IESNA LM-79-08 TEST DATA (G2-1910-543-4)
Test Lab: INNOVATIONS CENTER
Issue Date: 5/27/2021
Manufacturer: COOPER LIGHTING SOLUTIONS (FORMERLY EATON)
Product Line: INVUE
Catalog Number: MSA-SA2D-835-U-5WQ
Description: MESA POST TOP DECORATIVE LUMINAIRE. (2) LIGHTSQUARES WITH 16 LEDS EACH AND TYPE V WIDE OPTICS.
Light Source: -
Ballast/Driver: ELECTRONIC DRIVER

Summary

Lumens per Lamp: N/A
Luminaire Lumens: 11928 lumens
Efficiency: N/A
Efficacy: 92.5 lumens/watt
Luminous Opening: Rectangular (W 0.5' x L: 1' x H: 0')
IES Classification: Type V - Short
BUG Rating: B4 - U0 - G2

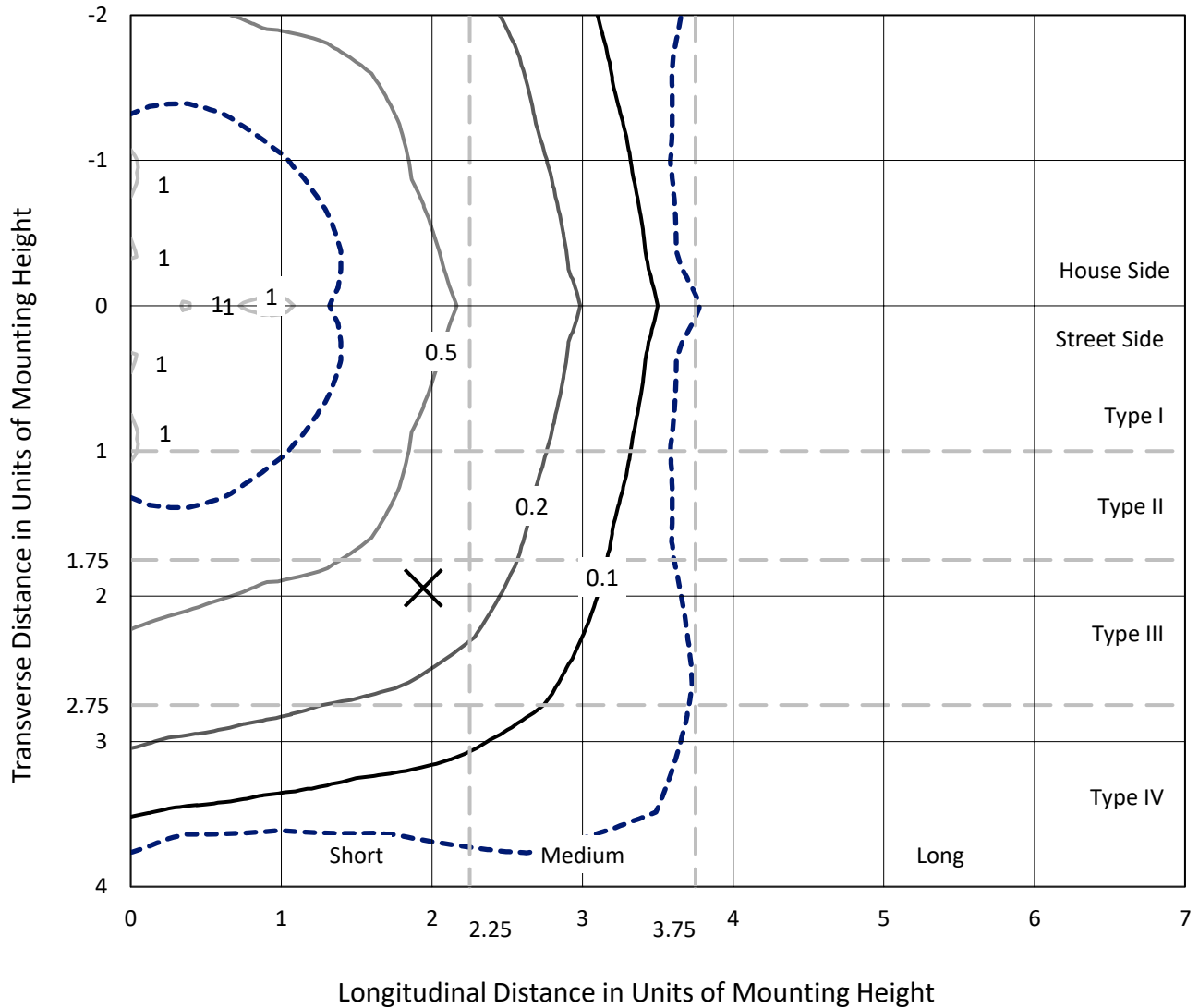
Input Watts (W): 129
Input Voltage (V): NR
Input Current (Ain): NR
Voltage Rise (V): NR
Power Factor: NR
Total Harmonic Distortion (THDi): NR
Frequency (hertz): 60
Stabilization Time: NR
Operation Time: NR
Ambient Temperature (°C): NR
Test Distance: 28.75 FT



REPORT NUMBER: P596983
 CATALOG NUMBER: MSA-SA2D-835-U-5WQ

Iso-Footcandle Lines of Horizontal Illumination

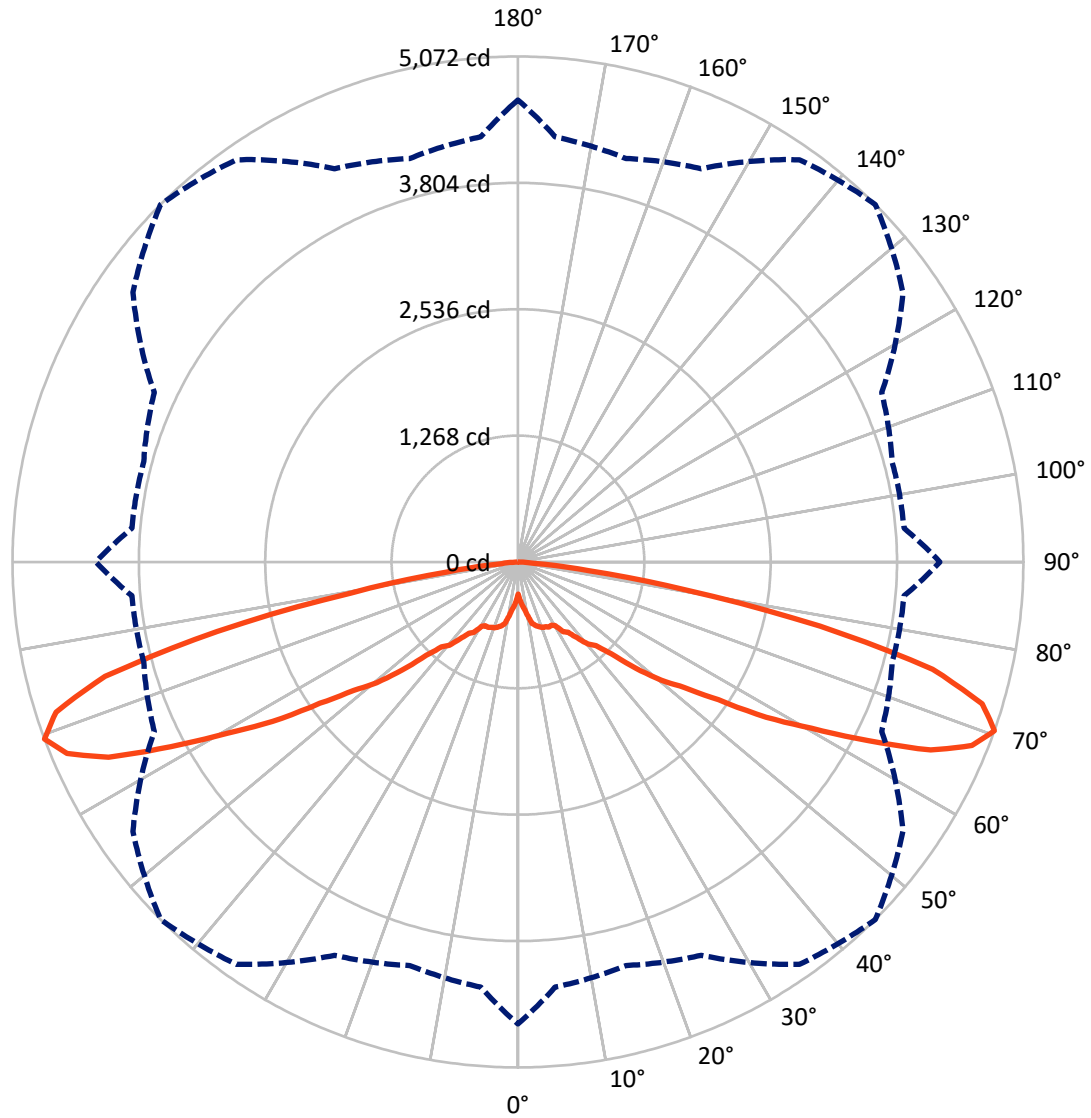
✕ Max cd
 - - - 1/2 Max cd



Based on 25 foot mounting height. Maximum calculated value = 1 fc
 Type V - Short - N/A

REPORT NUMBER: P596983
CATALOG NUMBER: MSA-SA2D-835-U-5WQ

Luminous Intensity Polar Plot



— Vertical Plane Through 45-Deg Lateral - - - Horizontal Cone Through 70-Deg Vertical

REPORT NUMBER: P596983
 CATALOG NUMBER: MSA-SA2D-835-U-5WQ

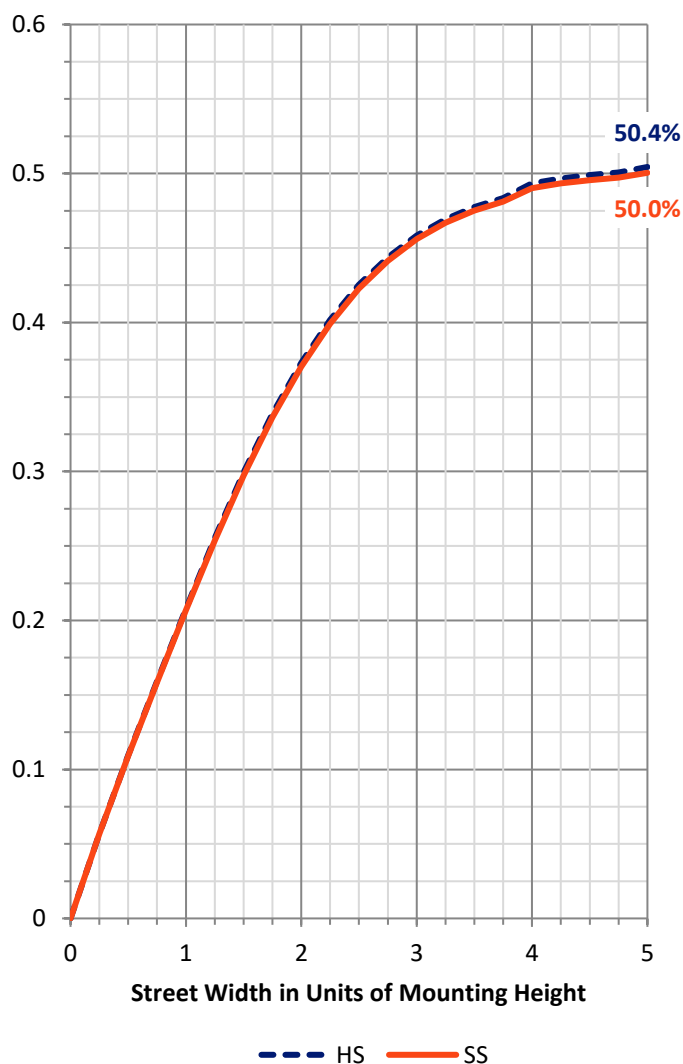
FLUX DISTRIBUTION:

		Downward	Upward	Total
House Side	Lumens	5964.0	0.0	5964.0
	% Fixture	50.0	0.0	50.0
Street Side	Lumens	5964.0	0.0	5964.0
	% Fixture	50.0	0.0	50.0
Total	Lumens	11928.0	0.0	11928.0
	% Fixture	100.0	0.0	100.0

ZONAL LUMENS:

Zone	Lumens	% Fixture
0°-10°	46.9	0.4
10°-20°	187.8	1.6
20°-30°	355.0	3.0
30°-40°	618.3	5.2
40°-50°	1182.1	9.9
50°-60°	2292.1	19.2
60°-70°	4013.6	33.6
70°-80°	3016.4	25.3
80°-90°	215.8	1.8
90°-100°	0.0	0.0
100°-110°	0.0	0.0
110°-120°	0.0	0.0
120°-130°	0.0	0.0
130°-140°	0.0	0.0
140°-150°	0.0	0.0
150°-160°	0.0	0.0
160°-170°	0.0	0.0
170°-180°	0.0	0.0
0°-90°	11928.0	100.0
0°-180°	11928.0	100.0

Coefficient of Utilization



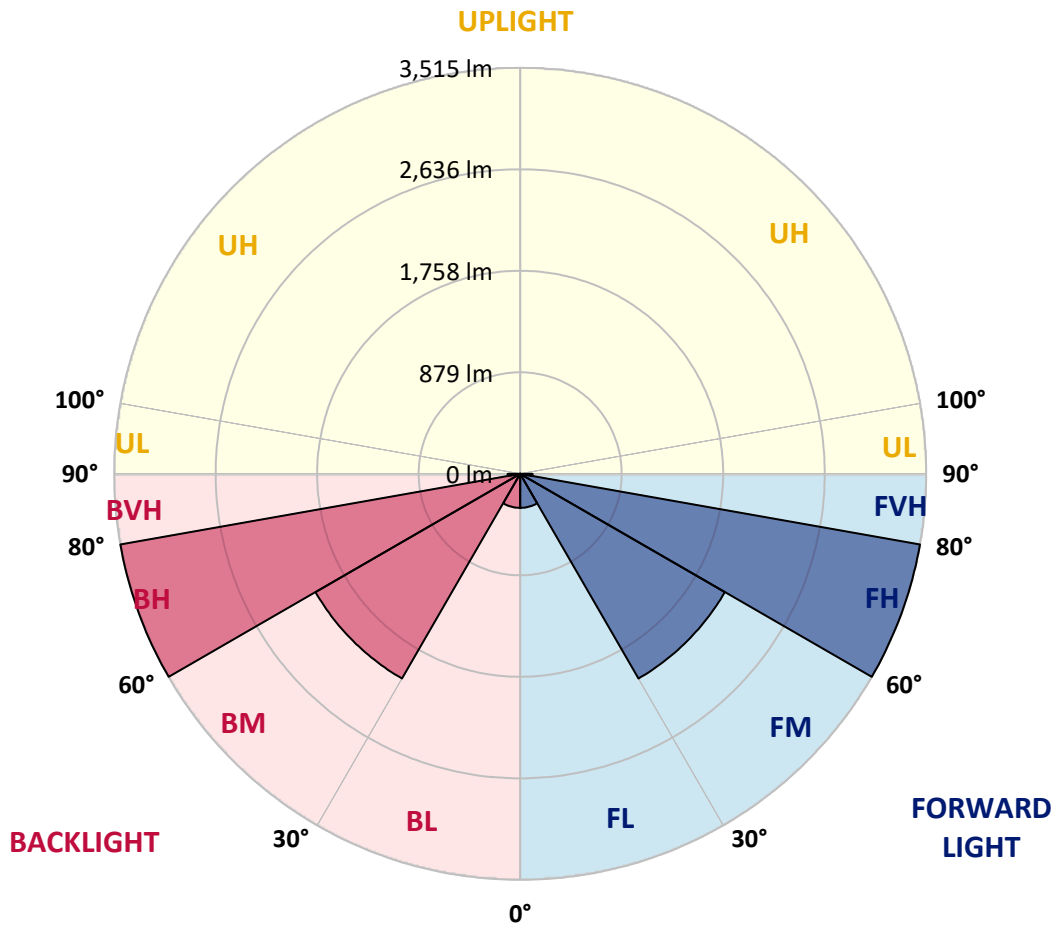
REPORT NUMBER: P596983
 CATALOG NUMBER: MSA-SA2D-835-U-5WQ

LUMINAIRE CLASSIFICATION SYSTEM LUMEN TABLE AND BUG RATING:

Zone	Lumens	% Fixture	Zone Rating/Lumen Limit		
			B	U	G
FL (0°-30°)	294.8	2.5			
FM (30°-60°)	2046.3	17.2			
FH (60°-80°)	3515.0	29.5			G2/5000
FVH (80°-90°)	107.9	0.9			G2/225
BL (0°-30°)	294.8	2.5	B1/500		
BM (30°-60°)	2046.3	17.2	B2/2500		
BH (60°-80°)	3515.0	29.5	B4/5000		G2/5000
BVH (80°-90°)	107.9	0.9			G2/225
UL (90°-100°)	0.0	0.0		U0/0	
UH (100°-180°)	0.0	0.0		U0/0	

BUG Rating: B4-U0-G2

Type V Short





REPORT NUMBER: P596983
 CATALOG NUMBER: MSA-SA2D-835-U-5WQ

CANDELA DISTRIBUTION (FULL):

	0°	5°	15°	25°	35°	45°	55°	65°	75°	85°	90°
0°	322.5	322.5	322.5	322.5	322.5	322.5	322.5	322.5	322.5	322.5	322.5
2.5°	392.4	386.4	367.4	368.3	377.1	378.1	379.0	367.4	364.6	388.2	389.6
5°	498.4	484.5	470.6	465.0	456.7	433.6	459.0	461.8	467.4	485.4	493.7
7.5°	569.2	552.0	533.1	521.5	498.8	479.9	500.7	517.8	528.9	549.3	560.8
10°	582.6	572.4	571.5	551.1	546.9	553.9	552.5	553.0	569.6	570.1	577.0
12.5°	624.7	632.1	617.7	610.8	615.0	632.1	618.2	612.2	616.4	635.3	627.5
15°	679.8	688.5	666.8	655.7	644.6	660.8	646.4	657.1	670.5	684.4	677.4
17.5°	740.8	741.3	711.7	670.5	680.2	682.5	677.4	668.6	707.1	740.4	737.1
20°	774.2	773.7	722.8	666.8	695.5	700.6	695.9	665.9	723.7	769.5	768.1
22.5°	808.4	798.2	737.1	691.8	702.4	706.6	695.9	693.2	737.1	801.0	800.5
25°	826.9	835.7	768.6	740.4	731.6	721.9	731.1	735.7	777.9	840.3	822.3
27.5°	884.7	870.4	777.9	775.1	756.6	718.2	750.1	772.8	775.1	876.0	894.5
30°	937.0	942.6	819.5	823.7	789.9	741.3	790.8	826.9	833.8	943.5	941.7
32.5°	992.6	994.9	893.5	850.5	836.2	834.3	815.3	846.8	901.4	989.3	993.0
35°	1076.8	1095.8	959.7	901.9	883.8	865.3	882.0	910.2	961.1	1093.0	1083.7
37.5°	1269.7	1239.7	1103.6	983.8	971.7	964.3	977.8	998.1	1102.2	1242.9	1285.9
40°	1404.4	1390.0	1205.0	1119.3	1043.5	1083.3	1051.8	1130.5	1216.5	1391.0	1418.7
42.5°	1613.1	1549.2	1359.0	1253.1	1174.4	1146.2	1163.8	1266.5	1376.2	1570.5	1625.1
45°	1813.4	1714.9	1552.0	1458.5	1339.1	1309.5	1333.1	1453.9	1580.7	1734.3	1830.6
47.5°	2018.0	1916.2	1737.1	1602.0	1504.3	1592.7	1515.4	1630.2	1756.5	1935.1	2020.8
50°	2230.4	2117.5	1940.7	1793.6	1785.2	1863.4	1770.9	1829.6	1946.7	2131.8	2232.7
52.5°	2474.2	2352.5	2175.8	2076.3	2095.7	2090.6	2072.1	2061.5	2176.7	2358.5	2478.4
55°	2764.4	2632.9	2491.8	2446.0	2499.7	2441.8	2469.1	2465.4	2482.1	2612.1	2752.3
57.5°	3115.1	2966.6	2825.0	2814.8	2883.7	2938.4	2889.8	2819.9	2790.7	2917.1	3077.6
60°	3557.0	3374.7	3219.2	3187.3	3384.0	3383.5	3339.5	3183.1	3172.0	3315.0	3508.4
62.5°	4045.2	3823.1	3653.3	3602.4	3910.6	3945.3	3808.3	3527.9	3585.3	3700.5	3930.0
65°	4459.8	4192.8	4034.6	4020.7	4397.3	4550.5	4247.9	3864.3	3882.8	3978.6	4227.1
67.5°	4730.1	4408.5	4282.6	4349.7	4818.0	4913.8	4632.4	4089.2	4023.5	4063.3	4360.3
70°	4635.2	4281.7	4191.0	4353.8	4926.7	5071.5	4715.2	4026.2	3886.5	3888.3	4233.5
72.5°	3916.6	3580.2	3623.2	3922.1	4669.4	4872.6	4332.1	3636.6	3350.6	3343.7	3657.0
75°	2589.9	2365.0	2534.8	3000.8	3881.9	4297.4	3589.4	2850.4	2491.8	2375.2	2617.2
77.5°	1132.8	1104.1	1247.1	1773.7	2646.4	3097.1	2571.4	1862.0	1355.3	1127.2	1231.3
80°	303.6	297.1	373.0	672.8	1288.2	1705.6	1391.4	742.7	387.8	282.3	299.4
82.5°	110.6	113.4	138.4	188.3	424.3	718.2	462.3	217.0	146.7	120.3	120.3
85°	48.1	46.7	67.1	75.4	115.7	162.4	132.8	92.1	74.0	55.5	53.2
87.5°	13.0	16.2	22.7	23.6	30.1	24.5	35.2	32.4	27.8	19.4	15.7
90°	0.0	0.0	0.0	0.0	0.0	0.0	0.0	0.0	0.0	0.0	0.0

(END OF REPORT)